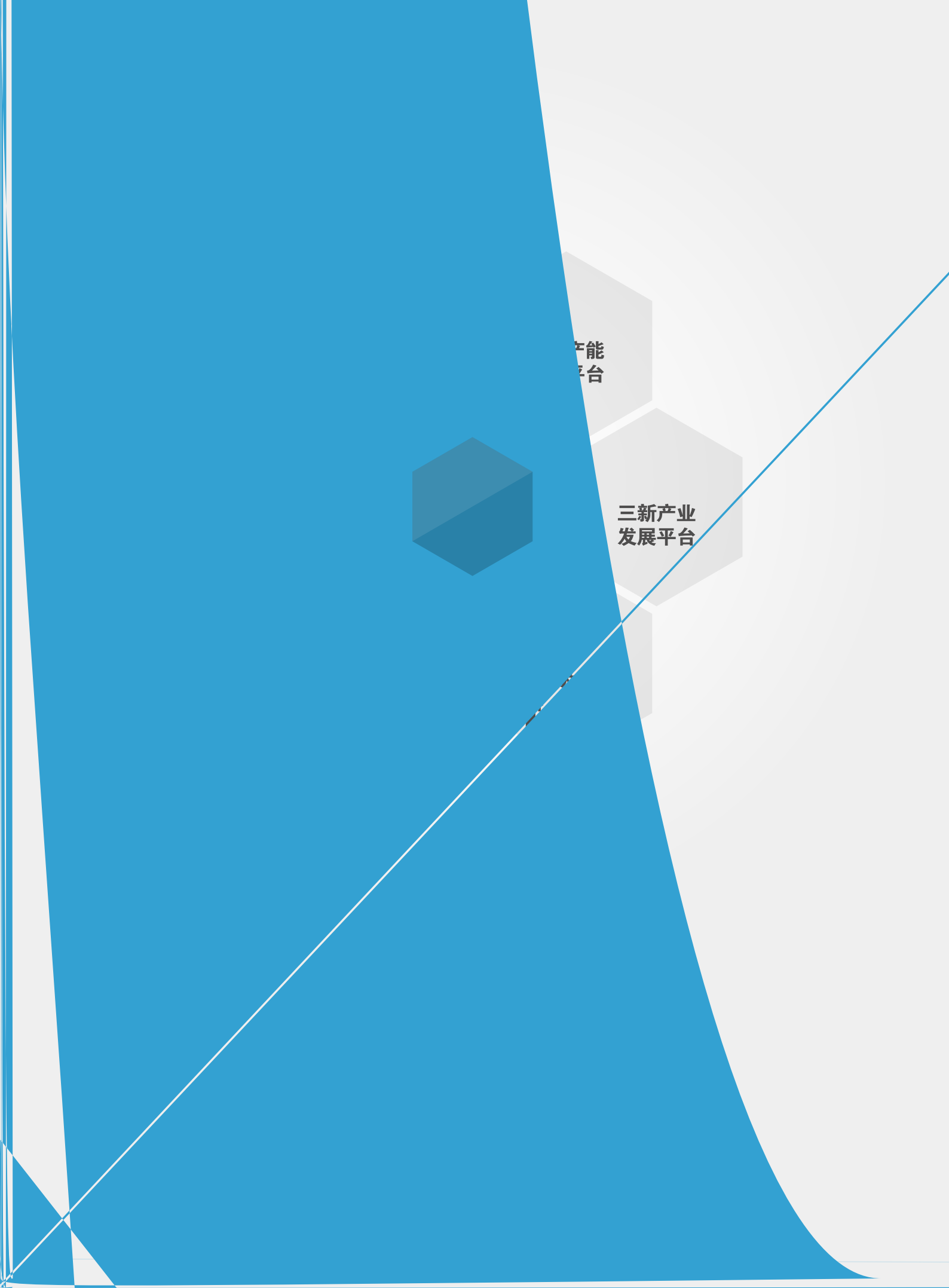


CHINA BUILDING MATERIAL MAGAZINE

中国建材通讯

• 2018 11 134 •





产能
平台

三新产业
发展平台

##

Contents

2018 11 134



	17	1
2		
100036		
010- 68138037		
010- 68138057		4
<hr/>		
zhgjctx@126.com		5
		6
		7
10		
3000		
<hr/>		
		8
		13
		18



120
10

SINGULUS

AVANCIS

“ ”

172

3600

“

”

“

”

“

”

11 7


8

20



M w M μ w





“ ”

” “

“ ”

燦



0.12

40%

2015 3

0.2

0.12



90 TFT-LCD TFT-LCD 2010 12 29
 4.5 0.5
 TFT 2011 7 1 0.4

150t/d

20 70 1953
 1995 2000

6000

6000

8

2013 9 8
 10 0.3-1.1

0.5

2015 3 28 0.2

2016 4

2008 6


0.15

2018 4

0.12

3D

LED



0.12-0.7

0.1

4

10



0.12

2014 1

0.4

2006

5

60

2016

2016

2006

1047

30

2013

40



8

3

8.5 TFT

20G W



— — " "



2005

2014

20G W

Ahancis

5G W

15G W




Ahancis

Ahancis

Ahancis

CIGS
Ahancis
4.0

100



Ahancis

Ahancis

Ahancis

2014 8 23

Ahancis

20

6

2015 10

30%

200

100

300

12

7

GW

Ahancis

5

23%

40

18%

33%

18.2%

15%

Ahancis



2009

5MW

2014 5

2011 10

1

CTF Solar

2015

2009

12

ANTEC

CTF Solar

35%

55%

10%



2017 8 16

1.2 w1.6
30

1.92

8

FirstSolar

2.67

7w24

1.2 w1.6
30

1.92

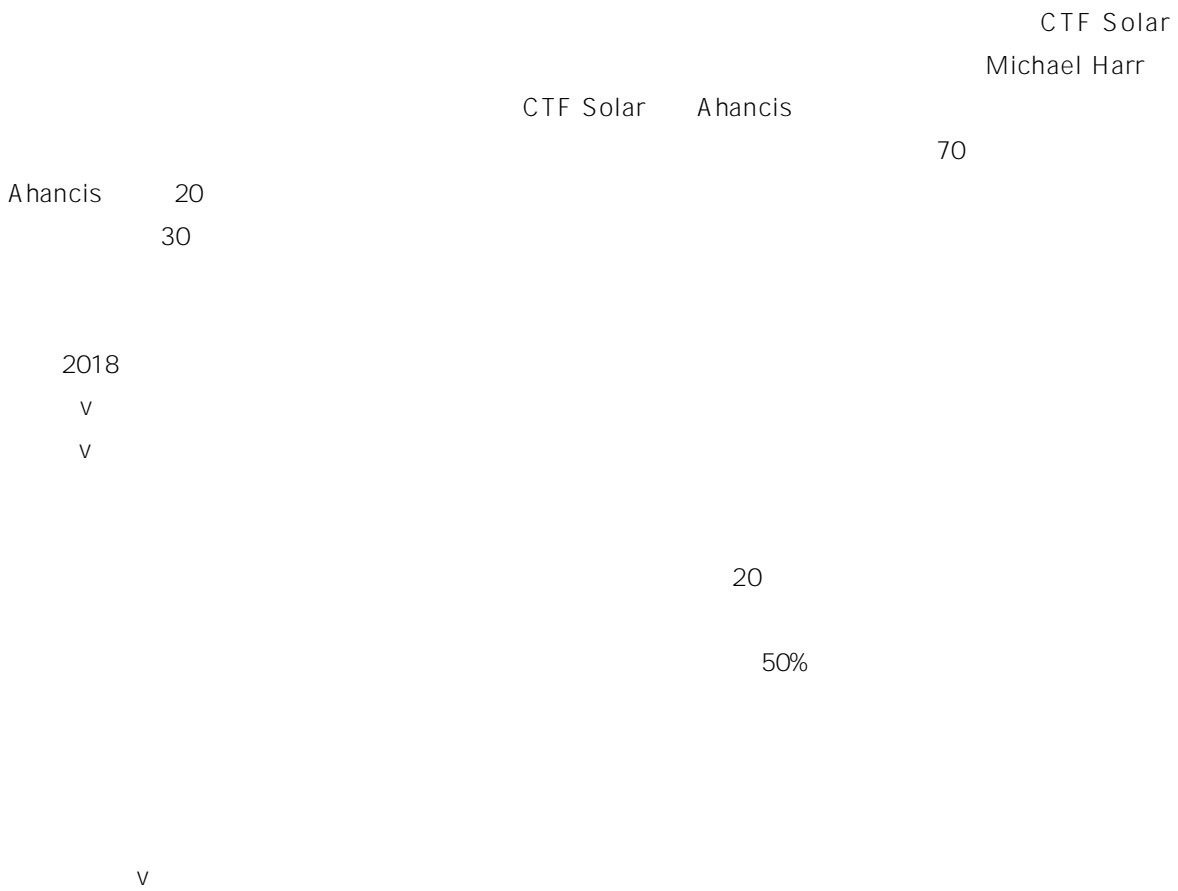
7w24


2009

2017

8

18





2.4

"

"



2017 8 30

2.4

10

2.4

2.4

2.4

2013

720

±

珺

Celgard

2010

2013 2014

1000

720

720

2015

CATL

CATL

珺

4

50

2013



10
246

2.4

+BT

2016

映

.....

4000

2016


2017 8 13

24

36

2.4

200



1400

8 27

24

365

2.4



QC

QC

QC

11

A 10%
10%
A 80%
90% 6
SQE 90

2000



A

2017 8 30

2020

20

2017
1130
600


20

2011 2020

2020

BT

200 /






#

2017 17000
1200

20







30

“ ” “ ”

3 6 600

300

80%





7

10

S' # #'

'''

%

L L

S' # &

&

%

#(

&



40

4



61

"

"

"

"

01

110



" "

" 156 "

" "



1950

500#

36.1

5582

1954 9



1957 9 30

2000

1957 12 10



1958 4

12

83.1




1995 10

1988 5

" "

2010 8 29

" "





2016 8 26

“ ”

.....

2018 5 22-23

“ ”



2014

2014 5

GOE Arish 2 5775

" "

2014

GOE Arish 2

2.7

5775 GOE Arish 2
6000 GOE Beni Sgef 6

2014 7

2 2016 8
 3 2016
 11 GOE Arish

GOE Arish
 2016 5

GOE Beni Sgef 6 6000

10.53
 GOE Beni Sgef
 120 Beni

1

Q E — 1

“ ”

GOE Beni Sgef

GOE Beni Sgef

CDC
GOE Beni Sgef

5

2

120

MIS

DCS

GOE Beni Sgef





100

5- 9

1

1- 2

1

4

3

50- 100

5- 7

1

1

3

3- 50

1

3- 5

1

2

3

3

2

16



4

1

1

" "

1

1

32
56

1

1

4

2

1

1

" "



" "

2

8

1

1

1

1

1-2

1

" "

1


1

" "

1



— —





5 16
50

40


90

Marina
380

300

2008





11

2016

11

11

11

80%
50%

2007

11



//

//

— —

) #

%

% *) (

&

3333

#

#

3333

\$

£

* &



S'''

#%

#/%%

(,%'

),%'

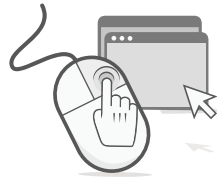
#',%'

#),%'

),&

S& *'

#S,""



01

1

03

" "

CEO

02

48

04

" 19
"

	31			07	600	
		19				
			19		AKIJ	600
				08	IECRE	
05	"	"				Tt VNORD
					Sinoma59.5D IECRE	IECRE
				09	"	"
						2018
				10		
						6200
				11		
06	"	2018				
		100	"			
	2018		100			
			2018			
	100			12	SOLID	
						SOLID



*%

+

S"

\$ / fi

*%

%

#% #)



