

CHINA BUILDING MATERIAL MAGAZINE

中国建材通讯

• 2018 4 127 •




中国建材


宋志平：我的改革心路

新时代企业家的思考与实践



中国建材集团有限公司
China National Building Material Group Co.,Ltd.





Contents

2018 4 127



1

4

5

6

7

8

9

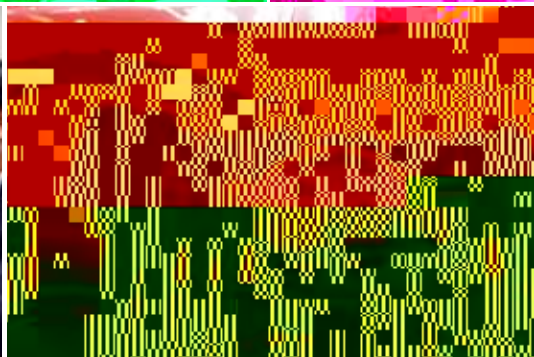

10

11

13

2017





26

44

31

46

10

35

" "

48

" "

38

" 1+N"

41

42





“ ”
“ ”



2017

208% 199%



2018 “ ”

GDP 6.5%

2018

32.5

2017

2017

26%

2.89

18.2

145

570

17.5

199%

2017

32.2

8395

13%

2017

1276

208%

1752

2322

97

”

“

”

“

”

”

”

”

20

“

”

“

”

“

”

“

”

“

”

170



4 17

BIPV



4 10

500

“ ”

“

”

”

”

“

2017

21.8

234



“ ”

“

”



2018

“

‘ ’

‘ ’ ”

6

10



“ ”



3000

13

“ ”

“ ”

“ ”

“ ”

“ ”

8

“ ”

2018


“ ”

“ ”

“ ”

2018 “

”



40

1979
500

40

2018 4

40

我的





1979 8

1978

1978 12

1979 8

2017
500

110

2018

23.4

70

15

15

20

3000

"

"

3

1978

40

1978 1979
1000

300



1980

40

9

1980



1990



30

60

60

" "

" "





1994 1250

10 1983

7

10

--

1980

.....

1985

2000

500

--



1983

24

" "

30

1992



3000

1993



1300

2000

600 700

"

"

1993 1 16

6

1991

1992

"

"

OK

"

"

1992

1993



"

"





1993

12

5 400

1993

1300

2000

1000

1993

" "



" "

14000

260

1995

20

" "

" "

" "

--

10

10

1



2000

10

--

1993

280

6



10

BNBM

“

”



“

”

PDC

TOC

TOC 5S

1994

“

”



ISO 9002



90

3

12

1993

500

“

”

“

”



9

"

"

?

"

"

"

"

"

"

"

"

“ ” “ ”



“ ” “ ”

2014 11 “ ” 2014 8

“ ” “ ”

”

2017 2016 5

4 “ ” 2016

” “ ” “ ”

12 “ ”

” “ ” “ ”

2014 7 “ ” “ ”


” “ ” “ ”


9 25 “ ”




500

TFT









2017

40

10

2017


"

"

2017

54

333



ISO
GB/T 34336- 2017

GB/T 35608-

2017

ISO/TC163/SC3/WG12
ISO 20310
ISO/TC163

GB/T34336-

2017
GB/T 35608- 2017



1 3
" 2017 "



2.1

"	ppm	0.3	TFT- LCD	
"	"			18.2%
"	"	0.3		17.9%
		0.15		



" " " "

" " " "

CO₂ " "

//

//

40

25
25
25
26.42%
26.82%
28.64%
19.77%
25.62%
11.11%
25



29 168
141 " "
2013 " "
" "

2014
2015 " " "
"

2012 37 2018



" "

" 10 3

" 100

5

15 1995

" 25

" "

14 17

100

" "

25

2007

E6 E7

" "

2012

2016 2016

" 2017

544 96 100

125

15

5

1

" 2025"

" " " " " " " "

ERP OA
MES
.....

" " " " " "



2017 " "

" 1+N "

" " 1964

"

1

1

"

"

"

" "

"

"

"

10

" "

"

"

" "

"

"

"

N

" ' 1+N' "

"

" XX "

"

"

"

"

474

"

"

"

351

3

21

" 12345 "

"

"

“ ”

“ ”

“ 1+N ”

“ ”



“ ”

“ ”

“ ”

N

“ ”

e

/

“ ”

e

“ ”

“ ”

“ ”

“ ”

“ ”

“ ”

“ ”

“ ”



N

"

"

"

"

"

"

G12

40

11

1

R



" " —

250

" "





— —

	2010	10				2017		
			"	"			"	"
			ERP					
ERP								
						178,991		
			— —			142,944	80%	
			"	"				
			"	"		"	"	
	2016	6	"					
"								
			"					
+"						"	"	
	2016	9						
"			"					
							"	" "
	2016	10				"		
	"		+	"				
	2016	10		"				
"	"		"	+	"			
"			+	"				
	2017	9		"				
"			2017			ITIL Foundation		
						solidworks		



“

”



“ ”

“ ”

30
40
20
— —



ITO



ITO 63 /
1300 /

80%

ITO
88%

AR
ITO

ITO

ITO
97%

TFT

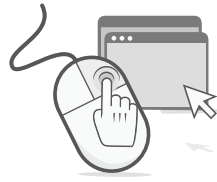
TFT- LCD

"
"

2.5D 3D

20

TN STN



01

4 11

2017 " "

r

4 17

5000

"

"

4 18

"

"

4 11

Erdes Plazm

80

À ÷ Æ • ρ

2017 3

"

"

" 2017

"

" 2017

"

" 2017

"



世界

读书




2016



2017



2007



2017

